

## Deworming Chickens with

# safe-guard<sup>®</sup> AquaSol (fenbendazole oral suspension)

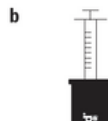


See how easy deworming chickens really is with SAFE-GUARD<sup>®</sup> AquaSol, the **ONLY FDA-Approved**, chicken dewormer for home use.

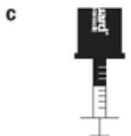
- Short, 5-day treatment
- Water birds with medicated water first thing in the am, as chickens are let out of the coop for the day they'll drink water after being shut up all night.
- Remove all other sources of water until medicated water is completely consumed for the day.
- Remember, SAFE-GUARD AquaSol has no withdrawal period for meat or eggs.



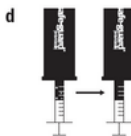
Agitate the vial containing Safe-Guard<sup>®</sup> AquaSol (fenbendazole oral suspension) for approx. 10 sec.



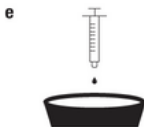
Attach the provided syringe to the vial cap while keeping the container upright. Use only the syringe supplied for the preparation of the medicated water.



Leave the syringe attached to the vial and turn both upside down. Hold the syringe and vial firmly in one hand. With your free hand, pull the plunger to withdraw the correct amount of Safe-Guard<sup>®</sup> AquaSol into the syringe. Before you remove the syringe out of the vial, check the syringe for air bubbles. If there are air bubbles in the syringe, proceed to Step d. If there are no air bubbles in the syringe, proceed to Step e.




If bubbles are in the syringe, hold the syringe and vial upside down and tap the side of the syringe until the bubbles float to the top. Push the bubbles out with the plunger back into the vial. If needed, draw more Safe-Guard<sup>®</sup> AquaSol until you have the correct dose. Confirm that there are no air bubbles in the syringe before proceeding to Step e.



Detach the syringe from the cap and fully dispense its contents into the mixing container that contains the measured volume of drinking water. Do not submerge or allow the syringe to come in contact with the water. Mix well by stirring until the medicated water appears uniformly hazy.

## Dosing Made Easy

For each day (for 5 consecutive days)

| If the total flock weight is: | Extract the following volume of SAFE-GUARD <sup>®</sup> AquaSol from the vial: | Dilute into the following volume of water: |  7lb # Chickens dosed |
|-------------------------------|--|--|--|
| Less than 22 lbs              | Not Recommended  | Not Applicable                             | Not Applicable   |
| 22 lbs                        | 0.05 mL  |  | 3  |
| 22-33 lbs                     | 0.075 mL   | 4 cups (0.9 L)                             | 4  |
| 34-44 lbs                     | 0.1 mL   |  | 6  |
| 45-55 lbs                     | 0.125 mL   |  | 7  |
| 56-66 lbs                     | 0.15 mL  |  | 9  |
| 67-77 lbs                     | 0.175 mL   |  | 11   |
| 78-88 lbs                     | 0.2 mL   | 8 cups (1.9 L)                             | 12   |
| 89-99 lbs                     | 0.225 mL   |  | 14   |
| 100-110 lbs                   | 0.25 mL  |  | 15   |
| Over 110 lbs                  | See package insert   |  |  |

Refer to package insert for full mixing directions.

**IMPORTANT SAFETY INFORMATION** Not for use in humans. Accidental exposure may result in skin and eye irritation and may cause gastrointestinal disturbances and hypersensitivity reactions in humans. No withdrawal period is required when used according to the label. Consult your veterinarian for assistance in the diagnosis, treatment and control of parasitism.

Copyright © 2024 Merck & Co., Inc., Rahway, NJ, USA and its affiliates. | All rights reserved. | US-PAN-241000001